





















DOWNLOAD FREE DOWNLOAD NOW SUZUKI RG250 RG250W RG 250 83 87 SERVICE REPAIR WORKSHOP MANUAL (DOWNLOAD ONLY)

SUZUKI RG250 GAMMA HISTORY SPECS PICTURES CYCLECHAOS SUZUKI RG250 GAMMA MODEL HISTORY SUZUKI RG250 GAMMA WIKIPEDIA SUZUKI RG250 WIKIPEDIA SUZUKI RG250 SERVICE REPAIR MANUALS ON MOTOR ERA SUZUKI RG 250 W 1984 MOTORCYCLE PHOTOS AND SPECS SUZUKI RG250 SERVICE MANUAL PDF DOWNLOAD MANUALSLIB SUZUKI RG250 MODEL HISTORY SUZUKI RG250 INFORMATION CMSNL SUZUKI RG250 PARTS AND TECHNICAL SPECIFICATIONS WEBIKE JAPAN SUZUKI RG250 GAMMA BROCHURES SUZUKI RG250 RG250W FULL SERVICE REPAIR MANUAL 1983 1984 SUZUKI RG250W 1983 1984 WORKSHOP REPAIR SERVICE MANUAL SUZUKI RG250 GAMMA SERVICE REPAIR MANUALS ON MOTOR ERA RG SERIES RG250 SERVICE REPAIR WORKSHOP MANUALS EMANUALONLINE RG 250 PAWLING CORPORATION 1996 SUZUKI RGV250SP VJ23 RARE SPORTBIKESFORSALE SUZUKI RG250 CUSTOM PARTS WEBIKE TOKYO 250 SWITCHED WALL LIGHT WHITE GLASS ASTRO    SUZUKI RG250                 

SUZUKI RG250 GAMMA HISTORY SPECS PICTURES CYCLECHAOS

MAY 12 2024

SUZUKI RG250 GAMMA HISTORY SPECS PICTURES THE SUZUKI RG250 GAMMA WAS A TWO CYLINDER PARALLEL WATER COOLED 250CC TWO STROKE MOTORCYCLE PRODUCED BY SUZUKI FROM 1983 TO 1987 ONE OF THE MAJOR FEATURES OF THE RG250 GAMMA WAS ITS INCREDIBLE POWER TO WEIGHT RATIO

SUZUKI RG250 GAMMA MODEL HISTORY

APR 11 2024

THE RG250 GAMMA PRESENTED IN MARCH 1983 HAD A LIQUED COOLED TWO STROKE PARALLEL TWIN ENGINE WITH 45 46 HP MAXIMUM POWER OUTPUT AT RELATIVE LOW 8 500 RPM RETURNING TO THE OLD DAYS THE RG250 GAMMA WAS A TWO STROKE BUT WATER COOLED AND IN A BRILLIANT FRAME

SUZUKI RG250 GAMMA WIKIPEDIA

MAR 10 2024

THE SUZUKI RG250 GAMMA WAS A TWO CYLINDER PARALLEL WATER COOLED 250 CC TWO STROKE MOTORCYCLE PRODUCED BY SUZUKI FROM 1983 TO 1987 ONE OF THE MAJOR FEATURES OF THE RG250 GAMMA WAS ITS LARGE POWER TO WEIGHT RATIO

SUZUKI RG250 WIKIPEDIA

FEB 09 2024

THE SUZUKI RG250 WAS A TWO CYLINDER 250 CC TWO STROKE SPORTS MOTORCYCLE PRODUCED BY SUZUKI MOTOR CORPORATION FROM 1978 UNTIL 1982 FIRST RELEASED IN 1978 WITH THE RG125 AND RG250 TO REPLACE THE POPULAR GT125 AND GT185 THE RG250 WAS A COMPLETELY NEW BIKE WHEN COMPARED TO THE GT SERIES

SUZUKI RG250 SERVICE REPAIR MANUALS ON MOTOR ERA

JAN 08 2024

COMPLETE LIST OF SUZUKI RG250 MOTORCYCLE SERVICE REPAIR MANUALS SUZUKI RG250 GAMMA 1983 1984 WORKSHOP SERVICE REPAIR MANUAL SUZUKI RG250 GAMMA 1983 1984 SERVICE REPAIR MANUAL PDF SUZUKI RG250 GAMMA 1983 1984 FACTORY SERVICE REPAIR MANUAL

SUZUKI RG 250 W 1984 MOTORCYCLE PHOTOS AND SPECS

DEC 07 2023

WATER COOLED 247CC V TWIN 2 STROKE REED VALVE POWER 44 6 HP 32 8 KW 8500 RPM FINAL DRIVE CHAIN TOP SPEED 103 77 MPH CURB WEIGHT 337 3 LBS

SUZUKI RG250 SERVICE MANUAL PDF DOWNLOAD MANUALSLIB

NOV 06 2023

VIEW AND DOWNLOAD SUZUKI RG250 SERVICE MANUAL ONLINE RG250 MOTORCYCLE PDF MANUAL DOWNLOAD

SUZUKI RG250 MODEL HISTORY

OCT 05 2023

OVERALL HEIGHT 1 055 MM 41 5 IN WHEELBASE 1 320 MM 52 0 IN GROUND CLEARANCE 160 MM 5 8 IN DRY WEIGHT 128 KG 281 LBS ENGINE

AIR COOLED 247 CC 2 STROKE INLINE 2 PISTON REED VALVE 6 SPEEDS 30 HP 8 000 RPM 2 9 KG M 7 000 RPM CLICK ON THE IMAGE FOR LARGER FORMAT

SUZUKI RG250 INFORMATION CMSNL

SEP 04 2023

SUZUKI RG250 INFORMATION THE RG250 GAMMA WAS LAUNCHED IN 1983 FITTED WITH A LIQUID COOLED PARALLEL TWIN TWO STROKE ENGINE GIVING A VERY ADEQUATE 46HP AT JUST 8500RPM

SUZUKI RG250 PARTS AND TECHNICAL SPECIFICATIONS WEBIKE JAPAN

AUG 03 2023

VIEW SUZUKI RG250 SPECIFICATIONS AND PARTS AND ACCESSORIES JAPANESE ONLINE SHOP OF MOTORCYCLE PARTS AND ACCESSORIES OFFERING WORLDWIDE SHIPPING FROM JAPAN

SUZUKI RG250 GAMMA BROCHURES

JUL 02 2023

1987 SUZUKI RG 250 GAMMA GJ21B SALES BROCHURE FROM JAPAN 8 PAGES CLICK TO ENLARGE I FOUND THESE SCANS ON THE THE RG250 GAMMA WEBSITE HOSTED BY BITACTICUS GEHAASTICUS ALL AVAILABLE COLORS ARE SHOWN HERE THE BLUE WHITE THE RED WHITE BLACK AND THE WALTER WOLF SPECIAL VERSION PRINTED IN JAPAN MAY 1987

SUZUKI RG250 RG250W FULL SERVICE REPAIR MANUAL 1983 1984

JUN 01 2023

DESCRIPTION COMPLETE FACTORY SERVICE REPAIR WORKSHOP MANUAL NO EXTRA FEES NO EXPIRY DATES SERVICE REPAIR WORKSHOP MANUAL AVAILABLE FOR INSTANT TO YOUR COMPUTER TABLET OR SMART PHONE THIS PROFESSIONAL MANUAL COVERS ALL REPAIRS SERVICING AND TROUBLESHOOTING PROCEDURES

SUZUKI RG250W 1983 1984 WORKSHOP REPAIR SERVICE MANUAL

APR 30 2023

THIS MANUAL COVERS THE REPAIR AND OVERHAUL OF SUZUKI RG250W 1983 1984 CARS AND ASSUMES THAT THE TECHNICIAN IS FULLY CONVERSANT WITH GENERAL AUTOMOBILE PRACTICES THE REPAIR PROCEDURES OUTLINED IN THIS MANUAL EMPHASIZE THE SPECIAL ASPECTS OF THE PRODUCT

SUZUKI RG250 GAMMA SERVICE REPAIR MANUALS ON MOTOR ERA

MAR 30 2023

SUZUKI RG250 GAMMA FOR FACTORY CHILTON HAYNES SERVICE REPAIR MANUALS SUZUKI RG250 GAMMA REPAIR MANUAL PDF

RG SERIES RG250 SERVICE REPAIR WORKSHOP MANUALS EMANUALONLINE

FEB 26 2023

SUZUKI RG 250 1986 FACTORY SERVICE REPAIR MANUAL OUR RG250 RG SERIES SUZUKI WORKSHOP MANUALS CONTAIN IN DEPTH MAINTENANCE SERVICE AND REPAIR INFORMATION GET YOUR EMANUAL NOW

RG 250 PAWLING CORPORATION

JAN 28 2023

RG 250 DRAIN WELL ENTRANCE MATS FEATURE A QUIET VINYL HINGE CONNECTING THE ALUMINUM RAILS TO MINIMIZE CLATTER PERFECT FOR HIGH TRAFFIC INTERIOR OR COVERED EXTERIOR ENVIRONMENTS RG 250 IS FABRICATED FROM AT LEAST 70 RECYCLED ALUMINUM HELPING TO ADD TO LEED CREDITS

1996 SUZUKI RGV250SP VJ23 RARE SPORTBIKESFORSALE

DEC 27 2022

1996 SUZUKI RGV250SP VJ23 FOR SALE ON EBAY A LOT OF RGV250 HISTORY WAS REVISED WITH THE 1996 ENGINE BESIDE BEING CAPABLE OF 62 HP IT HAD ELECTRIC START THE VJ23 ENGINE WAS JUST ABOUT SQUARE AND REVVED TO 12 500 RPM THOUGH PEAK POWER WAS BACK AT 9 500

SUZUKI RG250 CUSTOM PARTS WEBIKE








NOV 25 2022

345 ITEMS EXHAUSTS BODYWORKS ENGINE PARTS HANDLES CONTROL PARTS AND MORE FOR SUZUKI RG250 AT WEBIKE HUGE STOCKS FAST WORLDWIDE SHIPPING DIRECTLY FROM JAPAN

TOKYO 250 SWITCHED WALL LIGHT WHITE GLASS ASTRO

OCT 25 2022

ASTRO S TOKYO 250 SWITCHED INTERIOR WALL LIGHT HAS A POLISHED CHROME FINISH AND WHITE OPAL GLASS DIFFUSER THIS WALL LIGHT INCLUDES AN INTEGRAL TOGGLE SWITCH AND IS IP20 RATED SUITABLE FOR BATHROOM ZONE 3

   SUZUKI RG250               

SEP 23 2022

   SUZUKI RG250                                            

- [APPLIED NUTRITION AND DIET THERAPY \(DOWNLOAD ONLY\)](#)
- [VW PASSAT 2015 REPAIR SERVICE MANUAL \[PDF\]](#)
- [MILFTOON COPYDAD ADULT PORN COMICS FREE \(READ ONLY\)](#)
- [SUZUKI GSX 750 1984 1999 WORKSHOP MANUAL \(READ ONLY\)](#)
- [KIDDE 112040 MANUAL \(DOWNLOAD ONLY\)](#)
- [THE GEORGE W BUSH ADMINISTRATION A RETROSPECTIVE THE CONSTITUTION AS THE PLAYBOOK FOR JUDICIAL SELECTION FULL PDF](#)
- [CALIFORNIA MUSHROOMS THE COMPREHENSIVE IDENTIFICATION GUIDE .PDF](#)
- [DESIGNING THE LIFE OF YOUR DREAMS FROM THE OUTSIDE IN \(2023\)](#)
- [PHYSIC STUDY GUIDE ANSWER FOR \[PDF\]](#)
- [POLITICAL MILITARY RELATIONS AND THE STABILITY OF ARAB REGIMES ADELPHI SERIES .PDF](#)
- [SAUNDERS QANDA REVIEW FOR THE PHYSICAL THERAPIST ASSISTANT BOARD EXAMINATION 1E \(DOWNLOAD ONLY\)](#)
- [EARTH SCIENCE REVIEW ANSWERS THOMAS MCGUIRE \(READ ONLY\)](#)
- [A LIFE IN PIECES THE HARROWING STORY OF A WOMAN WITH 17 PERSONALITIES .PDF](#)
- [RAGHUBALAN HOUSEKEEPING \(READ ONLY\)](#)
- [PILLARS OF ETERNITY COLLECTORS EDITION STRATEGY GUIDE PRIMA OFFICIAL GAME GUIDES FULL PDF](#)
- [COMPTROLLER GENERALS REPORT ON ESTABLISHMENT OF HEALTH CARE FINANCING ADMINISTRATION IN HEW HEARING BEFORE THE \(PDF\)](#)
- [AP STATS SEMESTER 1 FINAL EXAM ANSWERS \[PDF\]](#)
- [MICROSOFT ACCESS 2010 24 HOUR TRAINER WROX PROGRAMMER TO PROGRAMMER FULL PDF](#)
- [2012 YAMAHA YZFR1 50TH ANNIVERSARY MOTORCYCLE SERVICE MANUAL COPY](#)
- [2007 SUZUKI EIGER 400 4x4 MANUAL FULL PDF](#)
- [TIGER BABIES STRIKE BACK HOW I WAS RAISED BY A TIGER MOM BUT COULD NOT BE TURNED TO THE DARK SIDE \(2023\)](#)
- [8TH GRADE COMMON CORE SAMPLE QUESTIONS COPY](#)
- [HONDA CIVIC MANUAL FOR SALE IN NY .PDF](#)