

# Free ebook Chapter 6 skeletal system test

## Copy

2021-1-15 the skeletal system provides support and protection for the body's internal organs and gives the muscles a point of attachment humans have an endoskeleton where our bones lie underneath our skin and muscles in other animals such as insects there is an exoskeleton on the outside of the body 2024-6-14 human skeleton the internal skeleton that serves as a framework for the body this framework consists of many individual bones and cartilages there also are bands of fibrous connective tissue the ligaments and the tendons in intimate relationship with the parts of the skeleton 2018-8-30 what is the skeletal system the human skeletal system consists of all of the bones cartilage tendons and ligaments in the body altogether the skeleton makes up about 20 percent of a human the human skeleton is the internal framework of the human body it is composed of around 270 bones at birth this total decreases to around 206 bones by adulthood after some bones get fused together 2024-1-10 what is the skeletal system the skeletal system gives your body its shape and holds your organs in place in the simplest terms your skeletal system is your body's most important support structure but it's more than just your 2020-7-29 the skeletal system's primary function is to form a solid framework that supports and protects the body's organs and anchors the skeletal muscles the bones of the axial skeleton act as a hard shell to protect the internal organs such as the brain and the heart from damage caused by external forces 2023-5-23 the skeletal system comprises 206 bones and has two main parts the axial skeleton and the appendicular skeleton the skeletal system includes your bones ligaments that attach bone to bone and cartilage 2019-9-26 the skeletal system is the body system

composed of bones cartilages ligaments and other tissues that perform essential functions for the human body bone tissue or osseous tissue is a hard dense connective tissue that forms most of the adult skeleton the internal support structure of the body □□□ 2024□6□13□ skeleton the supportive framework of an animal body the skeleton of invertebrates which may be either external or internal is composed of a variety of hard nonbony substances the more complex skeletal system of vertebrates is internal and is composed of several different types of tissues that □□□ what is the skeletal system made of what does the skeletal system do at the simplest level the skeleton is the framework that provides structure to the rest of the body and facilitates movement the skeletal system includes over 200 bones cartilage and ligaments read on to get 10 key facts about the human skeleton 1

*skeletal system definition function and parts biology* May 27 2024 [ ] [ ] 2021[ ]1[ ]15[ ] the skeletal system provides support and protection for the body s internal organs and gives the muscles a point of attachment humans have an endoskeleton where our bones lie underneath our skin and muscles in other animals such as insects there is an exoskeleton on the outside of the body

*human skeleton parts functions diagram facts britannica* Apr 26 2024 [ ] [ ] 2024[ ]6[ ]14[ ] human skeleton the internal skeleton that serves as a framework for the body this framework consists of many individual bones and cartilages there also are bands of fibrous connective tissue the ligaments and the tendons in intimate relationship with the parts of the skeleton

**skeletal system anatomy and function diagram diseases** Mar 25 2024 [ ] [ ] 2018[ ]8[ ]30[ ] what is the skeletal system the human skeletal system consists of all of the bones cartilage tendons and ligaments in the body altogether the skeleton makes up about 20 percent of a



human skeleton wikipedia Feb 24 2024 [ ] [ ] the human skeleton is the internal framework of the human body it is composed of around 270 bones at birth this total decreases to around 206 bones by adulthood after some bones get fused together 1



skeletal system what it is function care anatomy Jan 23 2024 [ ] [ ] 2024[ ]1[ ]10[ ] what is the skeletal system the skeletal system gives your body its shape and holds your organs in place in the simplest terms your skeletal system is your body s most important support structure but it s more than just your


**interactive guide to the skeletal system innerbody** Dec 22 2023 [ ] [ ] 2020[ ]7[ ]29[ ] the skeletal system s primary function is to form a solid framework that supports and protects the body s organs and anchors the skeletal muscles the bones of the axial skeleton act as a hard shell to protect the internal organs such as the brain and the heart from damage caused by external forces

**skeletal system parts diagrams photos and function** Nov 21 2023 [ ] [ ] 2023[ ]5[ ]23[ ] the skeletal system comprises 206 bones and has two main parts the axial skeleton and the

appendicular skeleton the skeletal system includes your bones ligaments that attach bone to bone and cartilage

*6 1 the functions of the skeletal system anatomy* Oct 20 2023  2019 9 26  the skeletal system is the body system composed of bones cartilages ligaments and other tissues that perform essential functions for the human body bone tissue or osseous tissue is a hard dense connective tissue that forms most of the adult skeleton the internal support structure of the body

**skeleton definition diagram system parts facts** Sep 19 2023  2024 6 13  skeleton the supportive framework of an animal body the skeleton of invertebrates which may be either external or internal is composed of a variety of hard nonbony substances the more complex skeletal system of vertebrates is internal and is composed of several different types of tissues that

**overview of skeleton learn skeleton anatomy visible body** Aug 18 2023  what is the skeletal system made of what does the skeletal system do at the simplest level the skeleton is the framework that provides structure to the rest of the body and facilitates movement the skeletal system includes over 200 bones cartilage and ligaments read on to get 10 key facts about the human skeleton 1

- [army survival guide \(PDF\)](#)
- [2014 tncc pretest answers .pdf](#)
- [jeep grand cherokee zj 1998 parts catalog .pdf](#)
- [blue guide turkey third edition blue guides id526 \[PDF\]](#)
- [a practical guide to the advanced placementap english language and composition examination Copy](#)
- [tom publisher guide maths class 9 Full PDF](#)
- [cheating death stealing life the eddie guerrero story \[PDF\]](#)
- [audi rns e manual \[PDF\]](#)
- [introduction to topology pure and applied solutions \(2023\)](#)
- [guide pratique cstb dtu 60 \(PDF\)](#)
- [gujarati econometrics solutions Full PDF](#)
- [daf 1160 engine parts \(2023\)](#)
- [cisa 2013 questions manual \(Download Only\)](#)
- [2008 mdx factory service manual \(Download Only\)](#)
- [taxonomy notes \(Read Only\)](#)
- [buying and maintaining a home with a slate roof guide to inspections contractors and repairs for home owners and property managers \(Read Only\)](#)
- [apititude test english grammar answer \(Read Only\)](#)
- [bsd sockets programming from a multi language perspective programming series \(PDF\)](#)
- [linear and nonlinear programming international series in operations research management science \(Download Only\)](#)
- [leisure bay hot tub owners manual \(Download Only\)](#)
- [oracle business intelligence the condensed guide to analysis and reporting vasiliev yuli \[PDF\]](#)

- [toyota prado servicing manual \[PDF\]](#)
- [konica minolta bizhub c224 service manuals free download \(Read Only\)](#)
- [vx100 owner manual \(2023\)](#)
- [analog lab viva questions with answers \(Download Only\)](#)
- [merles door lessons from a freethinking dog \(Download Only\)](#)
- [jeppesen private pilot manual ebook \(Download Only\)](#)
- [toyota avanza 2015 owners manual Full PDF](#)