

Pdf free Misc tractors danco loader model rd 200 for international cub cadet tractors models70 71 72 100 102 104 105 122 123 124 125 operators manual [PDF]

the little bike exhibits all the stability and handling talents of a born racer which strangely enough it never was originally unlike the bigger yamaha strokers but the 200 has always tended to lurch around a bit something which has always been simple to resolve by either enjoying the impression it created of real racer skill and bravery yamaha rd200 before the 250cc learner ban there were all sorts of bikes of around the 175 200cc mark and they were startlingly popular because they only gave a little away to their bigger brothers and were much cheaper to insure yamaha s rd was probably the one with the longest pedigree model rd 100 flow control valve model rd 1900 flow control valve model rd 200 proportional divider valve rd300 proportional

divider 0 model rd 400 fixed flow priority divider model rd500 adjustable flow divider valve rd500p proportional divider adj orifice 0 model rd 1000s sequence valve model rd 1400 double lock valve model rd 1600 the prince model rd 200 valve is a pressure compensated proportional flow divider the standard models of this valve will take one inlet flow and split it into two nearly equal outlet flows the valve is also available with special ratio spools which will split the flow into two flows proportional to the ratio specified the 1974 yamaha rd 200 had its heartbeat set by a 195cc two stroke parallel twin air cooled engine fed by two carburetors boasting 20 hp with a peak force at 8 000 rpm and 9 nm 7 lb ft watts rd 200 epoxy coated cast iron roof drain with flashing clamp with integral gravel stop self locking polyethylene dome standard and no hub standard outlet features specified for primary drainage in small roof areas uv stabilized self locking dome yamaha rd 200 is produced in 1974 75 engine is two stroke torque induction parallel twin displacement 195 cc 11 8 cu in produces power 20 hp 14 7 kw 8000 rpm and 1 9 kgf m 8 6 nm 7000 rpm the bike was now known as the rd200 the rd short for race developed tag was introduced for yamaha s entire range of sportier two stroke models the reed valves improved the low end engine response yamaha called this technical advance torque induction yamaha building on the success of the cs3 model introduced the rd 200 with its patented reed valve induction system blessing the power unit with greater reliability and smoother power delivery yamaha rd 200 model overview

yamaha rd 200 models include the 5 motorcycles below produced from 1975 to 1979 the 1979 yamaha rd 200 motorcycle is used as an example on this page it has a 195 ccm twin engine the category is classic the prince model rd 200 valve is a pressure compensated proportional flow divider the standard models of this valve will take one inlet flow and split it into two nearly equal outlet flows the desulphurization reactor a stirred tank reactor is part of the paste desulphurization plant in the lead battery recycling process with recovery of anhydrous sodium sulphate through intermediate crystallization to glauber s salt the dualsense edge is 199 99 and is built to give players a customized experience so you can play your games your way what is the dualsense edge wireless controller the dualsense edge is the ps5 controller experience with all of the immersive features you have come to expect from the dualsense wireless controller now with the ability to make

rd r200 rd r100 pdf

rd200 yamaha rd200

rd

hdd vr dvd ram rw r de

standard radio corp sr tokyo build 1967 2 pictures 11 schematics 5 semiconductors japan tubes

sound video recorder and or player series rd 200 so epoxy coated cast iron side outlet roof drain with flashing clamp with integral gravel stop self locking polyethylene dome standard and no hub standard outlet mini master sr 200 radio standard radio corp sr tokyo build 1957 19 pictures 1 schematics 4 tubes japan semiconductors broadcast receiver or past model tokyo jumbo rd 500 tokyo brand shape tablemodel with clock alarm clock radio notes flip numbers clock made in korea compare with the most similar skyton rd 500 manta rd 500 author

1974 yamaha rd200 motorcycle specifications May 12 2024 the little bike exhibits all the stability and handling talents of a born racer which strangely enough it never was originally unlike the bigger yamaha strokers but the 200 has always tended to lurch around a bit something which has always been simple to resolve by either enjoying the impression it created of real racer skill and bravery

buying guide yamaha rd200 classic motorcycle mechanics Apr 11 2024 yamaha rd200 before the 250cc learner ban there were all sorts of bikes of around the 175 200cc mark and they were startlingly popular because they only gave a little away to their bigger brothers and were much cheaper to insure yamaha s rd was probably the one with the longest pedigree

prince products hydraulic cylinders valves pumps and Mar 10 2024 model rd 100 flow control valve model rd 1900 flow control valve model rd 200 proportional divider valve rd300 proportional divider 0 model rd 400 fixed flow priority divider model rd500 adjustable flow divider valve rd500p proportional divider adj orifice 0 model rd 1000s sequence valve model rd 1400 double lock valve model rd 1600

prince manufacturing corporation products hydraulic Feb 09 2024 the prince model rd 200 valve is a pressure compensated proportional flow divider the standard models of this valve will take one inlet flow and split it into two nearly equal outlet flows the valve is also available with special

ratio spools which will split the flow into two flows proportional to the ratio specified

yamaha rd 200 1974 1980 specs performance photos Jan 08 2024 the 1974 yamaha rd 200 had its heartbeat set by a 195cc two stroke parallel twin air cooled engine fed by two carburetors boasting 20 hp with a peak force at 8 000 rpm and 9 nm 7 lb ft

rd 200 watts Dec 07 2023 watts rd 200 epoxy coated cast iron roof drain with flashing clamp with integral gravel stop self locking polyethylene dome standard and no hub standard outlet features specified for primary drainage in small roof areas uv stabilized self locking dome

yamaha rd 200 1974 75 technical specifications motodata Nov 06 2023 yamaha rd 200 is produced in 1974 75 engine is two stroke torque induction parallel twin displacement 195 cc 11 8 cu in produces power 20 hp 14 7 kw 8000 rpm and 1 9 kgf m 8 6 nm 7000 rpm

yamaha rd200 gallery classic motorbikes Oct 05 2023 the bike was now known as the rd200 the rd short for race developed tag was introduced for yamaha s entire range of sportier two stroke models the reed valves improved the low end engine response yamaha called this technical advance torque induction





























yamaha rd200 information cmsnl Sep 04 2023 yamaha building on the success of the cs3 model introduced the rd 200 with its patented reed valve induction system blessing the power unit with greater reliability and smoother power delivery



























yamaha rd 200 bikez Aug 03 2023 yamaha rd 200 model overview yamaha rd 200 models include the 5 motorcycles below produced from 1975 to 1979 the 1979 yamaha rd 200 motorcycle is used as an example on this page it has a 195 ccm twin engine the category is classic

prince rd200 flow dividers rd 275 30 dalton hydraulic Jul 02 2023 the prince model rd 200 valve is a pressure compensated proportional flow divider the standard models of this valve will take one inlet flow and split it into two nearly equal outlet flows

model rd 200 desulphurization reactor for environmental xpvt Jun 01 2023 the desulphurization reactor a stirred tank reactor is part of the paste desulphurization plant in the lead battery recycling process with recovery of anhydrous sodium sulphate through intermediate crystallization to glauber s salt

dualsense edge wireless controller playstation Apr 30 2023 the dualsense edge is 199 99 and is built to give players a customized experience so you can play your games your way what is the dualsense edge wireless controller the dualsense edge is the ps5 controller experience with all of the immersive features you have come to expect from the dualsense wireless controller now with the ability to make

rd r200 r100              **Ma**               

rd r200 rd r100 pdf                          

[dvd](#)
[yamaha rd200](#) **Feb 26 2023** [rd200](#)

[rd200](#)
[rd r200 r100](#) **Jan 28 2023** [rd](#)

[hdd](#)
[de](#)

sr 200 r player standard radio corp sr tokyo build 1967 Dec 27 2022 *sr 200 r player standard radio corp sr tokyo build 1967* 2 pictures 11 schematics 5 semiconductors japan tubes sound video recorder and or player

rd 200 so watts Nov 25 2022 *series rd 200 so epoxy coated cast iron side outlet roof drain with flashing clamp with integral gravel stop self locking polyethylene dome standard and no hub standard outlet*

mini master sr 200 radio standard radio corp sr tokyo Oct 25 2022 *mini master sr 200 radio standard radio corp sr tokyo build 1957* 19 pictures 1 schematics 4 tubes japan semiconductors broadcast receiver or past

tokyo jumbo rd 500 radio tokyo brand build 1978 9 Sep 23 2022 *model tokyo jumbo rd 500 tokyo*

brand shape tablemodel with clock alarm clock radio notes flip numbers clock made in korea
compare with the most similar skyton rd 500 manta rd 500 author

- [change serpentine belt hyundai i30 \[PDF\]](#)
- [ephemeral bodies wax sculpture and the human figure \(2023\)](#)
- [aaa safety patrol manual elementary school \(2023\)](#)
- [before the dawn burns us vol 2 low \(Read Only\)](#)
- [repair manual 2015 toyota tacoma \[PDF\]](#)
- [sound systems design and optimization modern techniques and tools for sound system design and alignment 2nd \(2023\)](#)
- [2004 2005 honda cbr1000rr workshop service repair manual download \(PDF\)](#)
- [la autopista del sur y otros cuentos julio cortazar Copy](#)
- [il cammino di santiago s7f9d206ffefc27e5 jimcontent \(2023\)](#)
- [this land is your land \(Read Only\)](#)
- [gemstar pump operating manual \(PDF\)](#)
- [mitsubishi ke75 service manual \(Read Only\)](#)
- [gps comparison guide \(Read Only\)](#)
- [grand inquisitors manual a history of terror in the name of god by kirsch jonathan harperone2008 hardcover \(PDF\)](#)
- [2000 honda odyssey transmission manual \(PDF\)](#)

- [opel omega 2001 manual Full PDF](#)
- [physics answers to homework questions on sapling \[PDF\]](#)
- [1993 cr125r manual \(PDF\)](#)
- [chevrolet spark service repair manuals tradebit \(PDF\)](#)
- [how computers work 9th edition \(2023\)](#)
- [section 2 study guide wave properties answers \(Read Only\)](#)
- [hp laserjet 2400 printer service manual \(Read Only\)](#)
- [tutorials in introductory physics and homework package \(Read Only\)](#)
- [the internet of things a look at realworld use cases and concerns \(2023\)](#)
- [winchester coeey model 600 manual .pdf](#)
- [environmental social sciences methods and research design Copy](#)
- [9th grade exam study guide Copy](#)